



AMAZON
OUTREACH

Children's Ministry Handbook
Stories and Craft Ideas

BIBLE SCHOOL TIPS

1. We have included a few lesson plans, bible verses, and crafts as examples, and a place to start planning. After reviewing... you could find other easy crafts and coloring pages online. Keep in mind you may have 60 kids in one village and all age levels.
2. Before the trip prepare five to six stories and crafts along with a few object lessons such as the Wordless Book story or The Keys to Heaven.
3. As you prepare the crafts to go along with each story, prepare a total of 100-200 each depending on the sizes of your villages.
4. When preparing crafts, group them in bundles of 25 for easy access and counting.
5. As you arrive in the village inquire about a good spot for your team to have VBS. Most of the time you can find a pavilion (building with a roof but no walls) or a large shade tree. Pick something well ventilated and out of the sun!
6. Ask the boat crew for the tarps on the boat to use for sitting.
7. Carry all your supplies in canvas tote bags or duffle bags. Don't unpack anything until it is ready to use...**ESPECIALLY THE CANDY!**
8. Start the day with introductions and singing and then move into your lesson.
9. Plan ahead who will tell the story, explain the craft, act out the skit, etc.
10. Put crayons/markers loose in a canvas or large Ziploc bag. You can use Frisbees from the game bag as crayon/marker holders when children are doing the craft.
11. Bible verses can be printed on labels to send home with the children every day.
12. Glue does not dry in the Amazon. Glue sticks work fine.
13. Treats are given at the end of the morning and afternoon sessions of Bible School. Find a controlled way to give the candy to the children. Form a circle or rows which they can't leave until every child has their candy. Good ideas for treats are individually wrapped candy such as Sweet Tarts, Tootsie Rolls, Spree, lollipops, Nerds. Jolly Ranchers tend to melt and turn to syrup.
14. Don't give prizes or candy to the winning team when playing games. Clap or praise them for a job well done.
15. Stickers are fun!
16. How to cut yarn fast:
17. Cut a piece of heavy cardboard (a box is good) 33 inches long x 16 inches. Wrap yarn
18. loosely around it the long way. When you get quite a lot of yarn on the cardboard, lay it down flat. Hold it carefully and cut at the top and bottom to make 33-inch long strands of yarn.
19. If the team is going to be in the village for only 1 day use the Wordless Book Story for your lessons. There are several crafts available for this story.

Sample Lesson Plan for a Typical VBS Session

1. Singing –Team participates as translators lead.
2. Prayer
3. Story – Team member tells the story with translator.
Drama team acts out the story. They should listen during the English and act when the Portuguese is being spoken.
4. Memory Verse – Show the translator how you want it presented and let the translator teach the verse.
5. Sing a song - Get the wiggles out! Play a clapping game or stretching exercise.
6. Object Lesson
7. Prayer
8. Craft Time
9. Color Page if time permits. You can look up any lesson topic off the internet and print out coloring pages.
10. Snack – If possible send the children home with their craft so they won't lose it. Tell them to get a drink of water if this wasn't provided and return for games.
11. Game time

VBS Material with Crafts

Feel free to develop a new craft or print color sheets
4 Friends

SCRIPTURE: Mark 2:1-5, 11-12; Luke 5:17-20, 24-26

MEMORY VERSE: Jesus answered them, “This is the work of God, that you believe in Him who He sent. John 6:29

CHARACTERS: Sick man, 4 friends, Jesus

CRAFT: I Love Jesus Banner

Jesus is God’s Son and he came to be the Savior of the world. Because Jesus was both God and man he never sinned. He was pure and holy. He went about doing good things and teaching people how to please God the Father. Jesus also had the power to perform amazing miracles.

The Bible is filled with stories of His wonderful miracles, like; turning water in to wine, walking on water raising the dead and many, many more. Jesus also had the power to heal people. Let me tell you just one amazing story from the Bible of how Jesus healed a very sick man!

In a village where Jesus was teaching and healing, was a very sick man. He told his friends, “How I wish I could get out of bed! I wish I could walk as other people do. I’m very tired of lying here in bed every day.”

Do you remember a time when you were sick and had to stay in bed? You couldn’t play with your friends or leave your house?

The friends of this man wanted to help him. They had heard that Jesus was nearby, and He was healing sick people. But the crowd was very large and they couldn’t get close enough to see Jesus.

Do you know what these friends did? They carried the man on his bed right to where Jesus was teaching! Since they couldn’t get through the door of the house where Jesus was, they said, “We’ll have to put the bed down through the roof.” And that’s just what they did! They tied strong ropes to the bed and lowered the man in his bed through the hole in the roof.

Jesus loved the sick man, just as He loves you and me. When He saw the sick man, He said, “Get up and walk.” The sick man was suddenly well – he could walk, jump, and dance! “Thank you, Jesus, for making me well,” the man said. “Thank you, my friends, for taking me to Jesus!”

(4 friends cont.)

The friends were so amazed to see this miracle that they couldn't stop talking about it. Isn't it wonderful to have friends that will do almost anything for you? Jesus is that kind of friend! Jesus loved this sick man and wanted to heal him. Jesus loved his friends for their willingness to help their friend.

Jesus loves us too! He wants us to come to Him with all our problems and trust Him to help us.

Most of all, Jesus wants us to love and trust Him as our Savior!

I Love Jesus Banner

Supplies needed:

1. White cardstock
2. Hand held hole puncher
3. Red construction paper
4. Yarn (any color)
5. Snack sized Ziploc baggies
6. Copy of the "Banner" template
7. Glue stick
8. Memory verse printed on labels

Prepare ahead:

1. Make copies of the Banner template on white cardstock (there will be 2/page)
2. Cut the cardstock in half
3. Use a hand-held hole puncher to put holes on the top corners of the Banners
4. Cut a 3" red construction paper heart (use a die cut machine, if you have one available)
5. Cut 18" yarn for each banner
6. Place the heart, yarn and memory verse in a baggie

Children's activity:

1. Give each child one baggie
2. Give each child a cardstock Banner
3. Pass out glue sticks to the children
4. Have them glue the heart to the banner
5. Tie the yarn to the banner. (Note: put ends through holes back to front and tie ends together - only 1 knot needed)
6. Pass out crayons to the children
7. Have the children color the banner with crayons

Memory Verse in Portuguese:

João 6:29 Jesus respondeu: “A obra de Deus é esta: crer naquele que ele enviou”.



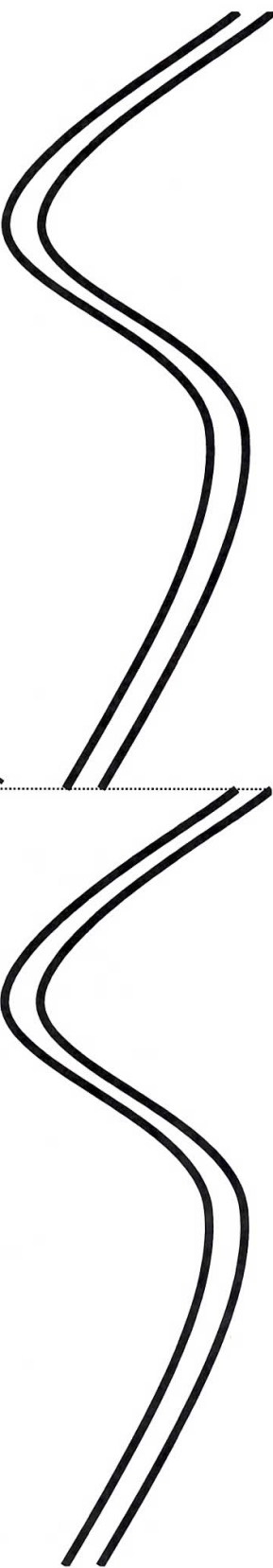
EU



EU

JESUS

JESUS



Angel Opens the Prison Door

SCRIPTURE: Acts 12:1-19

MEMORY VERSE: For He will give His angels charge concerning you to guard you in all your ways. Psalm 91:11

CHARACTERS: Peter, 2 soldiers, guards, angel, Mary, John Mark

CRAFT: Angel Necklace

How would you feel if you were thrown in jail? The Bible tells us in Acts 5 that Peter and the other disciples were put in jail for telling people about Jesus about an angel came during the night and opened the doors of the jail and set them free. The angel said, “Go tell the people about Jesus!”

The priests would tell the disciples to stop talking about Jesus but they just kept on preaching and healing sick people and doing miracles in Jesus’ name. Peter said, “We must obey God rather than men!”

The Bible tells us in Acts 12 about another time that the wicked King Herod arrested Peter and put him in prison for telling people about Jesus. But his friends were praying for him.

The night before his trial, Peter was sitting between 2 soldiers. Peter had chains on him and there were guards at the door. Suddenly, an angel of the Lord appeared and a bright light shone in the prison cell. The angel hit Peter on the side and told him to get up.

“Quick, get up!” the angel said and the chains fell off of Peter! Then the angel said, “Put on your clothes and sandals and follow me.” Of course, Peter obeyed. Peter followed the angel out of the prison but he didn’t believe this was really happening. Peter thought it was all just a dream!

They passed by the guards without being seen and then the big gate opened and they walked out into the street. They walked down the street and suddenly the angel left him. That’s when Peter realized this was for real!

“Now I know that the Lord sent His angel to rescue me from King Herod!” Peter ran to the house of Mary and John Mark where he knew his friends were praying for him. Peter told them that God had answered their prayers and sent an angel to rescue him from the prison. Then, Peter left for another place to keep on preaching the Good News about Jesus.

There are many other stories in the Bible about angels. Angels are God’s messengers to tell us what God says and to protect God’s people. The Bible says that God’s angels will watch over those who trust in the Lord. When you know Jesus as your Savior you can know that Jesus will give you eternal life in Heaven with Him someday.

(Angel Opens the Prison Door cont.)

Jesus will help you with your problems and help you do what is right. Jesus will send His angels to watch over you so you don't need to worry or be afraid, so trust in Jesus.

Jesus wants to be your Savior and your friend forever!!

Angel Necklace/Bookmark

Supplies needed:

1. Ribbon – 1/8 inch wide
2. Angel shaped paper clip - #2 size
3. 10 mm bead (with good sized hole big enough to thread ribbon through)

Prepare ahead:

1. Cut ribbon 16 inches long for making bookmark
2. Cut ribbon 31 inches long for making necklace
3. Put ribbon, paper clip and bead into an individual snack size ziplock bag for easy distribution.



Children's activity:

1. Put both ends of ribbon through hole in bead.
2. "Loop-tie" it around the center of the clip.
3. Tie a knot on the top of the bead.
4. Tie ends of ribbon together.

Memory Verse in Portuguese:

Salmos 91:11 Porque a seus anjos ele dará ordens a seu respeito, para que o protejam em todos os seus caminhos.

Blind Bartimaeus

SCRIPTURE: Luke 18: 35-43

MEMORY VERSE: For nothing is impossible with God. Luke 1:37

CHARACTERS: Bartimaeus, Town People and Jesus

CRAFT: I Love Jesus Necklace

One day a blind man named Bartimaeus was sitting beside the road begging for food and money. He was poor and couldn't work so he had to beg for food. Bartimaeus heard that Jesus was going to be walking by him. He was very excited. He had heard of the miracles Jesus could do and knew that Jesus was the One who could give him sight.

Bartimaeus started calling out to Jesus. "Jesus, Jesus!" The people around him told him to be quiet because they didn't want Bartimaeus to bother Jesus. But Bartimaeus just kept calling to Jesus.

As Jesus walked along the road He heard Bartimaeus calling Him. Jesus looked and saw the blind man. He asked Bartimaeus to come to Him. Bartimaeus was so excited that he threw off his coat and jumped to his feet. He hurried to follow Jesus' voice.

Jesus asked, "What do you want?" and Bartimaeus replied, "I want to see!"

Jesus was pleased that Bartimaeus believed he could heal him, and Jesus did heal Bartimaeus. Jesus performed a miracle and made this blind man see. The Bible says "Nothing is impossible with God." (Luke 1:37)

Bartimaeus was so happy! He looked around at all the things that he had never seen before. There were trees, birds, flowers, people, and -- there was Jesus!

Then he showed his love for Jesus by following Him along the road. Jesus loved Bartimaeus so much, and he loves us, too! He wants us to come to Him and trust Him to forgive us of our sins and give us eternal life. Jesus wants us to love Him and follow Him all of our lives and live a life that pleases Him.

Trust Jesus and follow Him forever!!

Memory Verse in Portuguese:

Lucas 1:37 Pois nada é impossível para Deus.

I Love Jesus Necklace

Supplies needed:

1. White cardstock
2. Hand-held hole puncher
3. Red heart stickers (about 1" in size)
4. Yarn (any color)
5. Snack sized Ziploc baggies
6. Copy of the "Necklace" template
7. Memory verse printed on labels

Prepare ahead:

1. Make copies of the Necklace template on white cardstock (there will be 12/page at 6" x 1 1/2")
2. Cut the cardstock
3. Use a hole punch to put 1 hole at the top of the Necklace
4. Cut yarn 33" for each necklace
5. Put cardstock, yarn, heart sticker and memory verse in Ziploc baggie

Children's activity:

1. Give each child one baggie
2. Children put a heart sticker on the piece of cardstock (between the word "Eu" and "Jesus")
3. Help the children put the yarn through the hole at the top of the cardstock by doubling-up the yarn, loop it back through the yarn so it will hang straight
4. Tie a knot in the ends
5. Hang it around the child's neck and say, "Jesus te ama!"

EU EU EU EU EU EU

J J J J J J
e e e e e e
s s s s s s
u u u u u u
s s s s s s

EU EU EU EU EU EU

J J J J J J
e e e e e e
s s s s s s
u u u u u u
s s s s s s

Creation

SCRIPTURE: Genesis 1

MEMORY VERSE: Psalm 139:14 “I praise you because I am fearfully and wonderfully made: your works are wonderful, I know that full well.”

CRAFT: Butterfly Flyer

God created the light, day, and night. He created the sky, rivers, dry land, and the growing things. God looked at what He created and said, “It is good.” Then God created the sun, moon, and stars. He created fish and all kinds of birds. God created animals – some big, some small. (Show pictures) Then God created man. He looked at all these things He made and said, “It is good.” After all these things were created, God rested a day. The first man’s name was Adam. God wanted Adam to have a helper. God took a rib from Adam’s side and made a woman. Her name was Eve. God gave Adam and Eve a beautiful garden to live in.

God created us too. In the Bible it says God formed us in our mother’s womb. God even knows how many hairs are on our heads! He knows all about us. God has made each one of us special. No one else is like you. God has given us ears to hear His words and eyes to see His goodness. God loves us so much He wants us to come live in Heaven with Him someday.

Butterfly Flyer Craft

Supplies Needed:

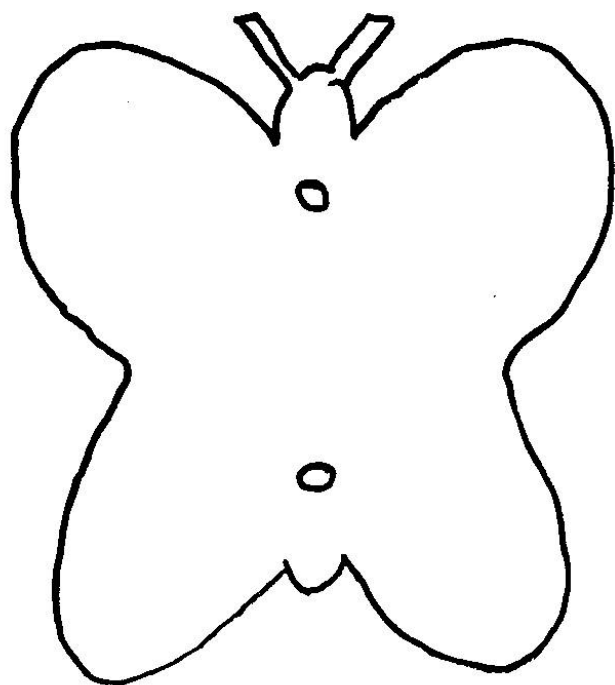
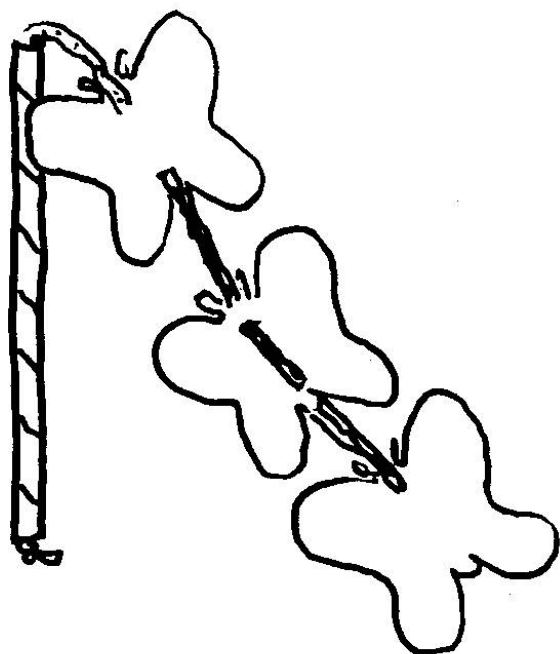
1. Straws
2. 33" Yarn (any color)
3. 12" Chenille stems
4. Butterfly template
5. White Cardstock paper
6. Hole puncher
7. Scissors
8. Ziploc baggies
9. Crayons
10. Memory verse printed on labels

Prepare ahead:

1. Copy butterfly pattern on construction paper (4 per page)
2. Cut-out butterfly pattern
3. Punch holes in butterfly patterns as indicated
4. Put yarn, butterfly patterns and memory verse into individual Ziploc bags

Children's activity:

1. Give each child one baggie and one chenille stem
2. Children color butterfly patterns
3. Help the child make a "needle" with the chenille stem by folding 1" at one end and twisting into a loop
4. Thread the "needle" with the yarn then go down through the bottom hole and up through the head hole on the butterfly
5. Push the "needle" through the straw leaving it inside the straw
6. Show the children how to "wave" the butterfly to "fly"



CREATION AND SIN

SCRIPTURE: Genesis 1-3

MEMORY VERSE: Genesis 1:1 “In the beginning God created the heavens and the earth.”

CRAFT: Butterfly Craft

The Bible says, “In the beginning God created the heavens and the earth.” On the first day of creation God made light and gave us day and night, and God said, “It is good.”

On the second day God separated waters and made the sky and seas, and God said, “It is good.”

On the third day God made dry land appear and made green plants and trees and flowers grow, and God said, “It is good.”

On the fourth day God made the sun, moon and stars, and God said, “It is good.”

On the fifth day God made the fish and birds, and God said, “It is good.”

On the sixth day God made land animals, and God said, “It is good.” Then God made a man named Adam and a woman named Eve, and God said, “It is very good.”

It was very good when God made people because He made Adam and Eve and you and me different from the animals. God made us in His image with a heart to know Him and to love Him.

God put Adam and Eve in this beautiful garden called the Garden of Eden. It was a perfect place, and they were happy. Adam and Eve had everything they needed with only one rule. God said, “Don’t eat from the tree of the knowledge of good and evil.”

But one day the devil tempted Eve to break God’s rule. She disobeyed God, and that’s called sin. Eve ate the fruit from the forbidden tree and gave some to Adam, and then he ate it. The Bible says that immediately their eyes were opened, and they were ashamed because they knew they were naked and sinful before a holy God. Because of their sin they could not walk and talk with God anymore in the garden. God loved Adam and Eve and He provided animal skins to clothe them, and He forgave their sin. But they had to leave the garden and suffer trouble and pain because they had disobeyed God.

The Bible says that since that day, we “all have sinned and fall short of the glory of God.” You and I sin too. We lie and steal and disobey our parents and break God’s laws. But God loves us so much that He made a way for our sins to be forgiven. God sent His Son Jesus to earth to die on the cross to take our punishment for our sins. Jesus was buried and rose again on the third day proving that He had power over death and sin. Even though we are sinners, we can trust Jesus as our Savior, and He will forgive our sins and give us eternal life. Trust in Jesus today.

Butterfly Craft

Used with: Creation and Sin

Object lesson: Caterpillar to a Butterfly

Supplies needed:

1. Flat, square head clothespins
2. Coffee filters
3. Chenille stems (black or colored)
4. Spray bottles

Prepare ahead:

1. Place the coffee filter, clothespin and chenille stems in sandwich or snack size Ziploc baggies.

Children's activity:

1. Children color a round coffee filter with several colors of markers
2. Teachers spritz lightly with a water bottle and set aside to dry
3. Using $\frac{1}{2}$ a chenille stem, wrap it around the clothespin for antennae
4. Use colored marker to draw on eyes
5. Slide the coffee filter on the clothespin making the butterfly wings

Memory Verse in Portuguese:

Gênesis 1:1 No princípio Deus criou o céu e a terra.

Jesus Feeds 5,000

SCRIPTURE: Matthew 14:13-21; Mark 6:30-44; Luke 9:10-17; John 6:1-15

MEMORY VERSE: My God shall supply all your needs according to His riches in glory by Christ Jesus. Philippians 4:19

CHARACTERS: Jesus, disciples, small boy, crowd

CRAFT: Fish Necklace

Do you like to eat fish and bread? So did Jesus and His disciples. There's a story in the Bible about how Jesus fed a crowd of 5,000 people!

One day Jesus was teaching to a great crowd of people and healing the sick on a grassy hillside by the Sea of Galilee. As evening came the disciples said to Jesus, "It's getting late. We should send the crowds away so they can go to the nearby villages and buy some food."

Jesus said, "They don't need to go away. Give them something to eat." But Phillip, one of His disciples said, "Lord, it would take eight month's wages to buy enough food for this crowd?" Jesus asked, "How many loaves of bread to you have?"

Another disciple, Andrew, spoke up and said, "Here is a boy who will share his lunch of 5 small barley loaves and 2 small fish. How can this small amount of food feed so many?"

The disciples had seen Jesus turn water to wine, heal the sick and calm a storm. But they did not believe He could feed that many people with only 5 loaves and 2 fish! The crowd was made up of 5,000 men plus women and children!

Jesus told the people to sit down on the grass. He took the boy's basket of food, gave thanks and passed the basket to everyone so that they all had as much as they wanted. It was a miracle! Everyone had enough bread and fish to eat! And when the disciples gathered up the leftover food there was 12 baskets full of bread and fish remaining.

These people had a need that day – a need for food. Jesus provided the food they needed. Jesus can do anything!!

The Bible says, "My God shall supply all your needs according to His riches in glory by Christ Jesus." (Philippians 4:19) It doesn't say God will provide all you want, but you can trust Jesus to provide what you need!

Trust Jesus to supply all your needs!!

Memory Verse in Portuguese:

Filipenses 4:19 O meu Deus suprirá todas as necessidades de vocês, de acordo com as suas gloriosas riquezas em Cristo Jesus.

Fish Necklace Craft

Used with: Jesus Feeds 5,000

Object Lesson: Evangecube

Supplies needed:

1. Chenille stems (various colors)
2. Necklace cord (various colors)
3. Memory verse on labels
4. Sandwich-sized Ziploc baggies

Prepare ahead:

1. Cut Chenille stems in 1/2 (about 6" each)
2. Cut Necklace cord into 28" lengths
3. Tie Necklace cords in bunches of 25
4. Put 25 Chenille stems in Sandwich-sized Ziploc baggie with "bunch" of necklace cords

Children's activity:

1. Give each child one of each (Chenille stem and necklace cord)
2. Bend Chenille stem in half, shape into fish and twist ends to make the tail
3. Put the yarn through the fish by doubling-up the yarn, loop it back through the yarn so it will hang straight
4. Tie a knot in the ends
5. Hang it around the child's neck and say, "Jesus te ama!"

Jesus says, “Follow Me!”

SCRIPTURE: Mark 1:16-20

MEMORY VERSE: Jesus said: “Come, follow me and I will make you fishers of men. Mark 1:17

CHARACTERS: Jesus, Peter, Andrew, James, John

CRAFT: Craft Stick Cross

How many of you like to catch fish? Are any of you fishermen? Well, when Jesus grew up he became a carpenter. He built things out of wood, using his hands. But, he had friends who were fishermen.

The Bible says that one day Jesus was walking by the Sea of Galilee. It wasn't a great river like the Amazon. It was a lake. As Jesus walked along the shore, he saw two fishermen throwing a net into the lake. These two men were Simon Peter and his brother Andrew.

Jesus called to them and said, “Come, follow me and I will make you fishers of men.” Jesus knew that Simon Peter and Andrew were good at catching fish, but Jesus wanted to teach them how to catch men and women and boys and girls and bring them to Jesus.

The Bible says that Simon Peter and Andrew immediately left their nets and their fishing boats and followed Jesus. They loved Jesus and they wanted to spend time with Him and learn from Him.

Then Jesus walked a little farther along the shore and he saw James and his brother John in a boat preparing their nets. Jesus called to them also saying, “Come, follow me and I will make you fishers of men.” Right away, James and John decided to follow Jesus too!

These four fishermen; Simon Peter, Andrew, James and John, continued to follow Jesus and became His first disciples. They followed Jesus closely and learned from Him. After Jesus went back to Heaven they still fished sometimes just for fun, but their most important job was telling people about Jesus the Savior.

Jesus is still looking for disciples today. He is calling you too! “Come, follow me and I will make you fishers of men!” Simon Peter, Andrew, James and John decided to follow Jesus. I have decided to follow Him too!

**I hope you will love and trust Jesus as your Savior
and decide to follow Him too!**

Memory Verse in Portuguese:

Marcos 1:17 E disse Jesus: “Sigam-me, e eu os farei pescadores de homens.”

Cross

Use With:

Any Bible Story or Object Lesson

Supplies Needed:

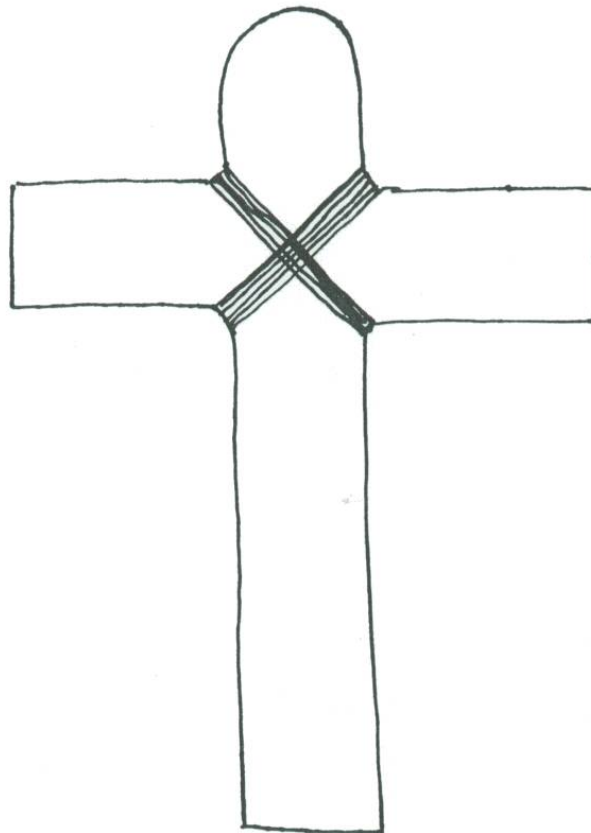
1. Red yarn
2. Jumbo craft sticks
3. Glue stick

Prepare Ahead:

1. Cut red yarn 30 inches long
2. Cut off one rounded end of a Jumbo craft stick
3. Cut off both rounded ends of the cross piece to measure 3 ½ inches

Children's Activity:

1. Glue cross together
2. Make a loop on back to hang. Wrap yarn around the center of the cross in an "X" pattern. (3 yarn wraps each direction)



The Good Samaritan

Puppet Ministry: Bucket Head (in Puppet Ministry Materials)

SCRIPTURE: Luke 10:25-42

MEMORY VERSE: These things I command you, that you love one another. John 15:17

CHARACTERS: Man traveling, robbers, priest, Levite, Samaritan, innkeeper, donkey

CRAFT: Window Hanging

Sometimes Jesus told stories to teach a lesson. Jesus told this story about a Samaritan man. The Jewish people didn't like the Samaritans. They were like two villages fighting one another. One day a teacher of the law asked Jesus what to do to have life forever. Jesus knew this was a smart man so Jesus asked him, "What does the law say?" The man answered, "Love the Lord your God with all your heart, all your soul, and all your strength." Also, "You must love your neighbor as you love yourself." Jesus agreed that this was the way to have life forever. Then the man asked, "Who is my neighbor?" This is the story Jesus told him.

There was a man travelling from one village to another. Robbers attacked him. They beat him up, took his clothes and his money. They ran away and left him lying there, almost dead. A little later a Jewish priest came by. He saw the injured man but chose to walk past him on the far side of the path and hurried on without offering to help. Next, a Levite came along. Levites helped the priests do their work. The Levite went over and looked at the man lying on the path but he too hurried away without offering to help the injured man.

Then, a Samaritan came along. Usually they would do nothing for a Jewish person. But this Samaritan stopped his donkey and walked over to the injured man. He spoke kindly to him. He cleaned the man's cuts and bandaged them. He gave the man a drink of cool water and then lifted him up onto his donkey. He took the injured man to an inn and stayed there with him all night. The next morning the Samaritan asked the innkeeper to take care of the injured man. He gave the innkeeper money to do this. He told the innkeeper, "Take care of this man. If you spend more money on him, I will pay it back to you when I come again."

Then Jesus asked the lawyer, "Which one of these three men do you think was a neighbor to the man who was attacked by robbers?" The teacher of the law said, "The one who helped him." Jesus said to him, "Then go and do the same thing he did!"

Jesus wants us all to be kind and helpful to one another!

Memory Verse in Portuguese:

João 15:17 Este é o meu mandamento: Amem-se uns aos outros.

Window Hanging Craft

Supplies needed:

1. Red, Green and Black construction paper
2. Yarn (any color)
3. Mailing labels
4. Window Hanging frame pattern
5. Glue sticks
6. Memory verse on labels
7. Gallon-sized and sandwich-sized Ziploc baggies

Prepare ahead:

1. Copy Window Hanging frame pattern and cut to size using black outline (it will be slightly smaller than 9" x 9" square)
2. Cut black construction paper to 9" x 9" square
3. Cut red construction paper to fit heart in Window Hanging Pattern (use die cut if available)
4. Cut green construction paper to fit cross in Window Hanging Pattern (use die cut if available)
5. Cut yarn 12" long
6. Cut mailing labels into 1/3s
7. Put heart, cross, 2 cut mailing labels, yarn and memory verse in sandwich-sized Ziploc baggies; put black construction paper and Window Hanging frame pattern in Gallon-sized Ziploc baggie (counts of 25 make for easy distribution)

Children's activity:

1. Give each child a baggie and 1 set of the pattern/black paper
2. Glue white pattern sheet to black construction paper
3. Using pattern as a guide glue cross and heart to white pattern sheet
4. Use labels to adhere yarn to back of black sheet
5. Stick memory verse to back of Window Hanging

Jesus te ama!

The Wordless Book Story

MEMORY VERSE: For God so loved the world He gave His only son that whoever believes in Him shall not perish but have everlasting life. John 3:16

CRAFT: Eternity Bracelet or Wordless Bookmark

Have you ever seen a book without words or pictures? This book of colored pages tells a wonderful story from the Bible. The story is about the true and living God who made all of the world and everything in it. Each color reminds me of a part of that story. Sometimes I like to peek at the end of a book first to see if it has a sad or happy ending. Let's look at the last page first! The **gold** page tells us that in Heaven the streets are made of gold. God tells us that no one is ever sick there, and no one dies. Heaven is a real place. The most wonderful thing about Heaven is that God and Jesus are there. God loves us so much He wants us to be a part of His family and be with Him in Heaven someday!

What a special place Heaven is! It is perfect because God is perfect, but there is one thing that can never be in Heaven. That one thing is sin. The **black** page reminds us that anything that does not please God is sin. Sin is disobeying the rules God has given in the Bible. Sin causes sadness in the world. (*Give some examples of sin they can relate to.*)

The Bible says we have all sinned. (Romans 3:23) "All" means every one of us – you and me. Sin separates us from God. God cannot allow sin where He is. God said sin must be punished. God knew there was nothing we could do to get rid of our sins, but God loved us so much He made a way for us to be forgiven of ALL our sins.

The **red** color shows us the way to this forgiveness. God loved us so much He sent His own Son, Jesus, to earth from Heaven. He was born as a tiny baby and He grew up and became a man. Jesus was different from any other person who ever lived on earth. He was perfect. He never did even one thing wrong! But one day men put a crown of thorns on His head and nailed Him to a cross. Nailed to the cross by His hands and His feet, His red blood poured out as He took the punishment for our sins and died on that cross. He was put in a tomb but after 3 days a most wonderful thing happened – God gave Jesus life again! He raised Jesus from the dead. Jesus is our living Savior and He wants to save you from your sins.

The **white** color reminds me that I can be made clean from my sins. (John 3:16). Because of the sacrifice Jesus made – I don't have to be separated from God. And neither do you! If you believe in Jesus, He will give you everlasting life so you can live in Heaven. Jesus will forgive your sins

and always be with you! Just tell Him you have sinned and that you trust Him to forgive you. You will then have eternal life. God promises, “I will never leave you.” God loves us and wants us to go to Heaven when we die.

The **green** color reminds me of growing. When we accept Jesus as our Savior, we need to grow as a Christian. 2nd Peter 3:18 says, “Grow in the grace and knowledge of our Lord and Savior Jesus Christ.” We grow by reading the Bible and praying. Then we need to love others and tell them about God’s love.

What a great message in a book without words!!

Several Crafts Choices are below

The Wordless Book

The Eternity Bracelet

Wordless Book Bookmark

The Wordless Book

What is a Wordless Book? It is a wonderful tool used to share the Gospel. It has no pictures and no words, but the colors all represent a different part of the story of salvation.

Make a big wordless book out of full-size poster board. Cut the green poster board in half for the cover. Fold the black, red, white and gold, and glue together so when they are opened it is a full poster board size. Glue the green covers on and weight with phone books or something heavy to dry flat.

Make miniature wordless books out of construction paper and staple together to give to the children as a reminder of the workless book lesson.

Eternity Bracelets

Used With:

Any story or illustration

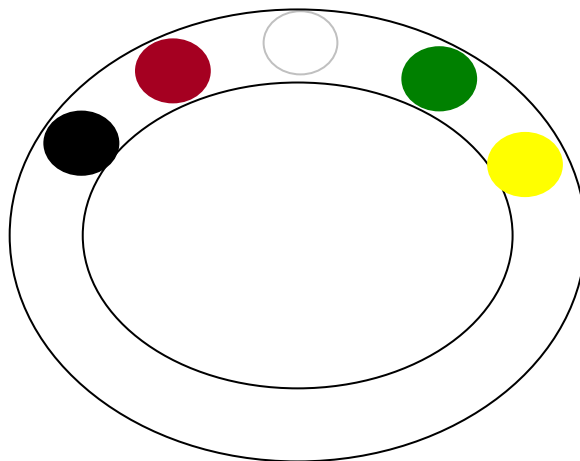
Supplies needed:

1. Leather or other strap cut in lengths of 11 inches for adults and 9 inches for children
2. Beads: Black, Red, White, Green, Yellow
3. Snack size Ziploc baggies

Prepare ahead:

1. Cut leather strap into desired lengths
2. Separate out 1 bead of each color
3. Place leather strap and 5 beads into baggies

Prepare the bracelets ahead of time. The Bible School Team should wear them every day, but give the bracelets to the children on the last day of Bible school. Have the children sit in rows to receive the bracelets. The team should tie them on each child, give them a hug, and tell them, “Jesus te ama” (Jesus loves you). Before they leave give them the eternity bracelet flyer in Portuguese or the Color Bead Description and their treat.



Wordless Book Bookmark

Used with:

Wordless Book Object Lesson

Supplies needed:

1. Bright colored poster board or cardstock
2. Needlepoint thread or thin silk ribbon (red, black, white, yellow and green)
3. Hand held hole puncher
4. Explanation of colors and prayer (use the template for the Eternity Bracelet color verses)
5. Snack-sized Ziploc baggies

Prepare ahead:

1. Cut colored poster board/cardstock into 3" x 7 1/2"
2. Punch hole into top center
3. Cut threads/ribbons into 14" lengths (all 5 colors)
4. Copy explanation of colors / prayer and out (5 per page)
5. Put cut threads/ribbons, cut poster board/cardstock, explanation of colors and prayer in snack-sized baggies

Children's activity:

1. Give each child a baggie
2. Have child fold thread/ribbons in the middle, push the folded end through the punched hole and tie a knot by putting the ends through the loop of thread and pulling tight
3. Glue the explanation of colors and prayer to poster board/cardstock

Preto é o pecado que nós cometemos,
Vermelho é o do sangue do Jesus Cristo,
Branco é o perdão que Deus nos dá,
Verde é a nova vida em Cristo,
Amarelo é o lugar para você no céu,
Convide Jesus á entrar na sua vida e ser
verdadeiramente perdoado.

*Querido Jesus,
Obrigado por me amar mesmo eu ainda sendo
pecador. Obrigado por morrer no meu lugar na cruz.
Eu me arrependo dos meu pecados, e eu quero que tu
sejas meu Senhor e Salvador hoje. Amén.*

Preto é o pecado que nós cometemos,
Vermelho é o do sangue do Jesus Cristo,
Branco é o perdão que Deus nos dá,
Verde é a nova vida em Cristo,
Amarelo é o lugar para você no céu,
Convide Jesus á entrar na sua vida e ser
verdadeiramente perdoado.

*Querido Jesus,
Obrigado por me amar mesmo eu ainda sendo
pecador. Obrigado por morrer no meu lugar na cruz.
Eu me arrependo dos meu pecados, e eu quero que tu
sejas meu Senhor e Salvador hoje. Amén.*

Preto é o pecado que nós cometemos,
Vermelho é o do sangue do Jesus Cristo,
Branco é o perdão que Deus nos dá,
Verde é a nova vida em Cristo,
Amarelo é o lugar para você no céu,
Convide Jesus á entrar na sua vida e ser
verdadeiramente perdoado.

*Querido Jesus,
Obrigado por me amar mesmo eu ainda sendo
pecador. Obrigado por morrer no meu lugar na cruz.
Eu me arrependo dos meu pecados, e eu quero que tu
sejas meu Senhor e Salvador hoje. Amén.*

Preto é o pecado que nós cometemos,
Vermelho é o do sangue do Jesus Cristo,
Branco é o perdão que Deus nos dá,
Verde é a nova vida em Cristo,
Amarelo é o lugar para você no céu,
Convide Jesus á entrar na sua vida e ser
verdadeiramente perdoado.

*Querido Jesus,
Obrigado por me amar mesmo eu ainda sendo
pecador. Obrigado por morrer no meu lugar na cruz.
Eu me arrependo dos meu pecados, e eu quero que tu
sejas meu Senhor e Salvador hoje. Amén.*

Preto é o pecado que nós cometemos,

Vermelho é o do sangue do Jesus Cristo,

Branco é o perdão que Deus nos dá,

Verde é a nova vida em Cristo,

Amarelo é o lugar para você no céu,

**Convide Jesus á entrar na sua vida e ser
verdadeiramente perdoado.**

Preto é o pecado que nós cometemos,

Vermelho é o do sangue do Jesus Cristo,

Branco é o perdão que Deus nos dá,

Verde é a nova vida em Cristo,

Amarelo é o lugar para você no céu,

**Convide Jesus á entrar na sua vida e ser
verdadeiramente perdoado.**

*Querido Jesus,
Obrigado por me amar mesmo eu ainda sendo
pecador. Obrigado por morrer no meu lugar na cruz.
Eu me arrependo dos meu pecados, e eu quero que tu
sejas meu Senhor e Salvador hoje. Amén.*

*Querido Jesus,
Obrigado por me amar mesmo eu ainda sendo
pecador. Obrigado por morrer no meu lugar na cruz.
Eu me arrependo dos meu pecados, e eu quero que tu
sejas meu Senhor e Salvador hoje. Amén.*

Jesus Calms the Storm

SCRIPTURE: Mark 4:35-41

MEMORY VERSE: The men were amazed and asked, “What kind of man is this? Even the winds and the waves obey him!” Matthew 8:27

CHARACTERS: Jesus, disciples, crowd

CRAFT: Boat Craft

Have you ever been in a boat on the Amazon River in a storm? That would be very scary, right? Well, that happened to Jesus and His disciples on the Sea of Galilee.

The Bible says that one day Jesus was teaching by the Sea and the crowd was so large that Jesus got into a fishing boat. He sat and taught from the boat on the Sea of Galilee while all the people were along the shore.

Jesus taught the people all day about the kingdom of God and when evening came, Jesus and His disciples decided to sail to the other side of the Sea.

During the night a fierce storm came up and the waves were breaking over the side of the boat and it was about to sink. Jesus was asleep on a cushion in the front of the boat and His disciples woke Him and cried, “Teacher, wake up! Don’t you care if we drown?” Then the Bible says Jesus woke up, and said to the wind and waves, “Peace, be still!” And the wind died down and the Sea was completely calm.

Then Jesus said to His disciples, “Why are you so afraid? Don’t you have any faith?” The disciples were terrified and amazed and asked each other, “Who is this? Even the wind and the waves obey Him”

They learned that night that Jesus was God’s Son and He had amazing power to do anything --- even calm a storm!!

On that dark, stormy night the disciples learned that Jesus, the Light of the world, was in the boat with them and they had nothing to fear. They learned to have faith and trust Him with all their problems, big or small! When Jesus is in the boat with you --- when Jesus is in your life --- you have nothing to fear!

Trust Him! He will save you!!

Memory Verse in Portuguese:

Mateus 8:27 - Os homens ficaram perplexos e perguntaram: “Quem é este que até os ventos e o mar lhe obedecem?”

Boat Craft

Used with:

Fishin’ Mission (Jesus calling the disciples) & Jesus Calms the Storm

Supplies Needed:

1. Wooden clothespin (pinch kind with spring)
2. Square cut color art foam (2” x 2”)
3. Colored, round toothpick
4. Glue stick
5. Snack sized Ziploc baggies
6. Memory verse printed on labels

Prepare ahead:

1. Remove the spring from the clothespin
2. Put both of the clothespin halves, a toothpick, an art foam sail and a memory verse into individual snack size Ziploc bags

Children’s activity:

1. Put a good amount of glue stick on the flat sides and in the hole of the clothespin pieces
2. “Weave” the toothpick through the foam sail
3. Secure the toothpick sail into the hole of the clothespin with glue
4. Stick the memory verse on the clothespin

The Fishin' Mission

SCRIPTURE: John 21

MEMORY VERSE: Jesus said, "Come, follow me and I will make you fishers of men." Mark 1:17

CHARACTERS: Jesus, Peter, James, John

CRAFT: Fish Toss

Who likes to fish?? There is a story in the Bible about some fishermen who had an amazing fish story to tell. Peter, James, John and some other disciples of Jesus decided to go fishing one night. Their friend, Jesus, had died on the cross and risen from the dead a few days before, but they were feeling lonely and sad because they missed Him.

One night they set out in a small boat to fish on the Sea of Galilee. Even though they were very good fishermen, they could not catch any fish. They threw their nets out to catch the fish but when they pulled the nets back in, they caught nothing! They threw out their nets again and again all night, but they couldn't catch any fish! The Bible says that when the sun started to come up, the fishermen heard someone calling from the shore.

"Friends, have you caught any fish?"

"No!" they answered.

Then, the man on the shore shouted, "Throw your net on the right side of the boat, and you will find some." When they did, they caught so many fish in the net they struggled to haul the net in to the boat!!

But John recognized the man on the shore. It was Jesus! Peter was so excited he jumped into the water and swam ashore! The other disciples followed him in the boat, dragging the heavy net to shore. When they landed, they counted 153 big fish in the net and their net was not even torn! What a miracle!!

They were so excited to see their friend Jesus again. When they reached the shore, Jesus had a fire going with fish and bread cooking for breakfast. Jesus said, "Bring some of the fish you have just caught," and they all ate together. The disciples knew Jesus was their Savior and loved them. They knew He had the power to do anything! The Bible says, "With God, nothing is impossible!"

Jesus loves you and me, too. And He can help us with any problem, big or small. Trust Him to help you every day of your life!

Trust Him to save you from sin and give you eternal life!!

Fish Toss Craft

Used with:

Story of the Fishin' Mission – Jesus calls disciples

Supplies needed:

9. 8oz. blue plastic cup
10. Power drill
11. String
12. Construction paper (bright colors)
13. Paper clip
14. Penny
15. Memory verse on labels
16. Snack-sized Ziploc baggies

Prepare ahead:

7. Drill 2 medium holes in end of plastic cup about ½" apart and off-center
8. Cut string into 22" lengths
9. Cut small, double fish (per pattern) from construction paper*
10. Put string, penny, fish, paper clip and memory verse in snack-sized Ziploc baggies

*Mardel's sells small wooden "fish" key rings that work great with this craft. They are about \$0.10/fish.

Children's activity:

8. Give each child a baggie and cup
9. Put ends of string through holes in end of cup and tie in knot
10. Fold fish over string, put penny in middle of fish, slide paper clip over fish/string/penny
11. Stick memory verse on cup
12. Swing and 'catch' the fish in the plastic cup

Daniel and the Lion's Den

SCRIPTURE: Daniel 6

MEMORY VERSE: For He will command His angels concerning you to guard you in all your ways. Psalm 91:11

CHARACTERS: Daniel, jealous leaders, King Darius, lions, angel

CRAFT: Lion Frame

If you came face-to-face with a lion, would you be afraid? I would be! But there's one man who was not afraid of lions because he trusted God to protect him. That man was Daniel.

The Bible says that Daniel and his friends were captured and carried to a faraway country called Babylon. Daniel trusted God. He worked hard and always tried to do the right thing and God blessed him. Daniel became a leader and one of King Darius' special helpers. But the other leaders were jealous of Daniel and wanted to get him into trouble with the king and get rid of him. So they made up a plan to trick the king into killing Daniel.

They knew that Daniel prayed faithfully everyday to God. So they asked the king to make a new law that "if anyone prays to any god or any man besides the king, that person would be thrown into the lions' den". The king agreed to the plan.

Daniel heard about the new law, but he was not afraid. He trusted God to take care of him. He continued to pray 3 times a day thanking God and asking God for help.

The jealous leaders told the king that Daniel was praying and disobeying the new law. This made the king sad because he liked Daniel but he had to follow the law. So the king gave the order to throw Daniel into the lions' den and a stone was placed over the mouth of the den. King Darius said, "May your God whom you serve continually rescue you."

The next morning King Darius went to the lions' den and called to Daniel, saying, "Has your God been able to rescue you from the lions?" To the king's surprise, Daniel answered, "My God has sent His angel and he shut the mouths of the lions." King Darius was so happy! Daniel didn't even have a scratch on him! King Darius was amazed at this miracle and praised God!

You can be like Daniel too! If you will trust God, work hard, and always try to do the right thing, God will take care of you too! God will protect you and bless you if you will put your trust in Him and believe in His Son Jesus to forgive your sins and give you eternal life. The Bible says, "Nothing is impossible with God." (Luke 1:37)

Trust in Jesus today!!

Lion Frame Craft

Used with: Daniel and the Lion's Den

Supplies needed:

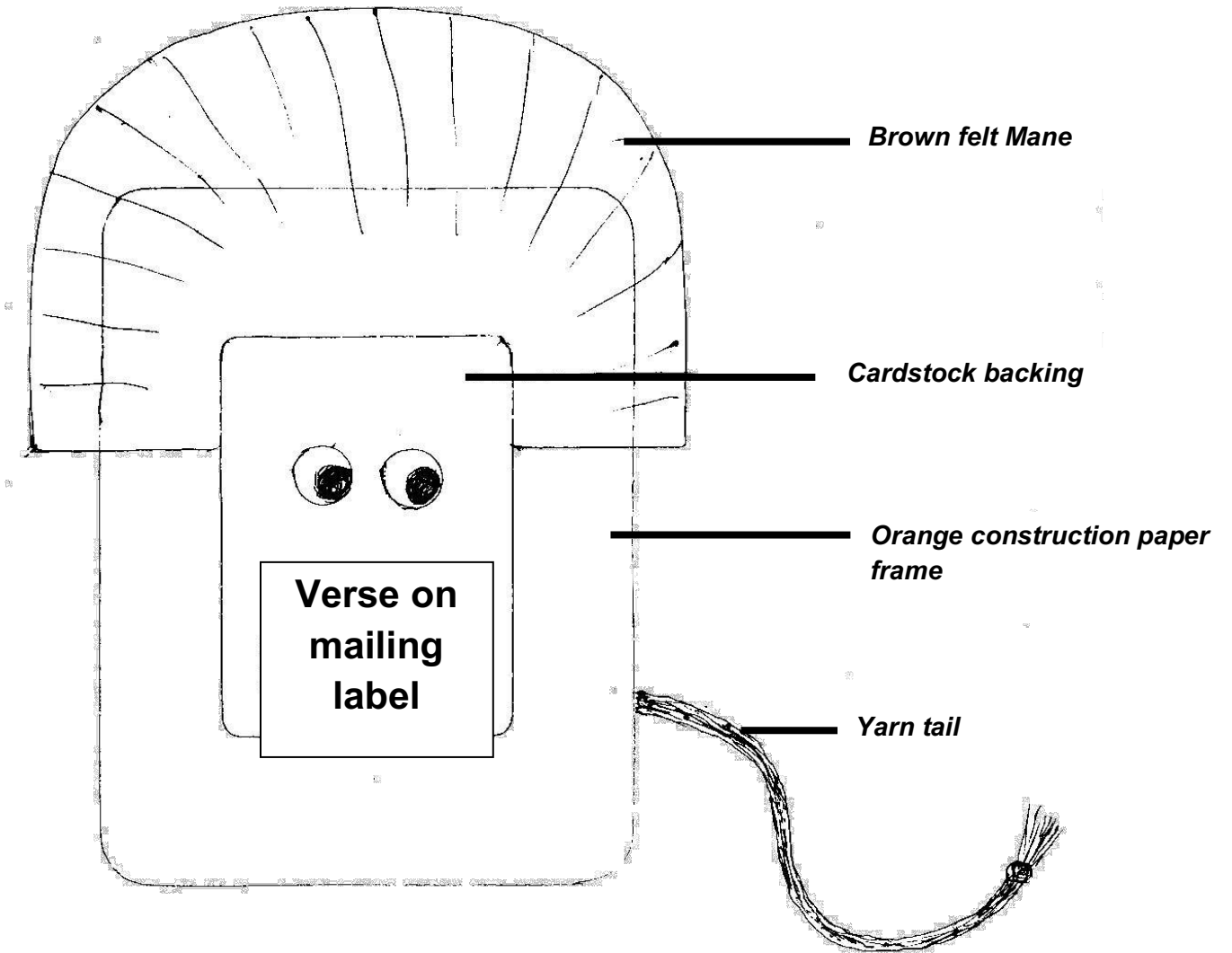
1. Cardstock (white or orange)
2. Orange construction paper
3. Brown felt
4. Eye stickers
5. Tan yarn
6. Glue sticks
7. Memory verse on labels
8. Gallon-sized and sandwich-sized Ziploc baggies

Prepare ahead:

1. Cut cardstock to 3 1/2" x 4 1/2"
2. Cut orange construction paper to 4" x 6"
3. Cut out hole in orange construction paper to 2" x 4" (use dye cut, if available)
4. Cut 2 eye stickers
5. Cut tan yarn 6" long and tie knot at end
6. Cut brown felt to _____" to fit around top of orange construction paper and fringe the top (this is the mane)
7. Put cardstock, 2 eye stickers, yarn and memory verse in sandwich-sized Ziploc baggies; put construction paper in Gallon-sized Ziploc baggie (counts of 25 make for easy distribution)

Children's activity:

1. Give each child a baggie and 1 orange sheet
2. Glue cardstock to orange paper with tan yarn in between (knot is the exposed end)
3. Glue brown felt to orange sheet
4. Stick eyes on to exposed white cardstock and stick memory verse to bottom of white cardstock



The Story of Jonah

Puppet Ministry: Fish! (in Puppet Ministry Materials)

SCRIPTURE: Jonah 1-4

MEMORY VERSE: For He will give His angels charge concerning you, to guard you in all your ways. Psalm 91:11

CHARACTERS: Jonah, shipmates, big fish, people & king of Nineveh

CRAFT: Jonah and the Big Fish

The Bible tells us that long ago there was a large city called Nineveh. The people who lived in Nineveh did not love God. They did not know about God's laws. They did not care about God's laws. The people did bad things. Nineveh was called a "wicked city".

God loved the people in Nineveh and wanted them to obey and love Him. God spoke to a man named Jonah. God said, "Jonah, I want you to go to Nineveh. Tell them that their city will be destroyed because of the wicked things they are doing."

Jonah knew about this city, and he did not want to go to the wicked city. He did not want to leave his own home that was many miles from the city of Nineveh.

Jonah thought, and then he said, "I will not go to Nineveh. I will go the other direction away from the city." Jonah went down to the sea and got on a ship to sail far away from Nineveh.

A great storm came upon the sea. The winds blew and the big waves covered the ship. All the men on the ship were afraid.

Jonah said to the men, "This is my fault! Throw me into the sea and the storm will stop." The men threw Jonah out in the waters and the sea became calm.

God sent a great fish to swallow Jonah. For three days, Jonah was in the belly of the fish. Then the fish threw Jonah out on dry land.

God spoke to Jonah again, "Jonah, go to Nineveh and preach." This time Jonah obeyed. He told the people of Nineveh, "In forty days this city will be destroyed if you do not stop your wicked ways!"

The king said to the people, "Let us turn from our wicked ways. Let us do what is right and be sorry for our sins." God loved these people even though they had been wicked. He forgave their sins.

God will forgive our sins if we ask Him to!

Memory Verse in Portuguese:

Salmos 91:11 Porque a seus anjos ele dará ordens a seu respeito, para que o protejam em todos os seus caminhos.

Jonah and the Big Fish Craft

Used with:

The Story of Jonah

Supplies needed:

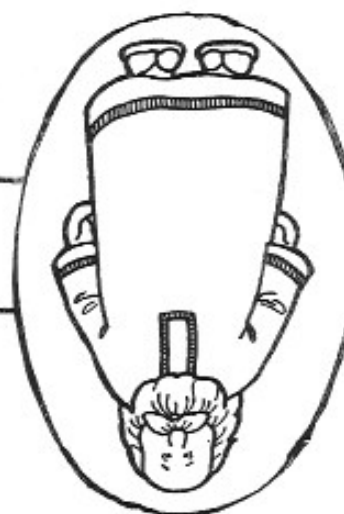
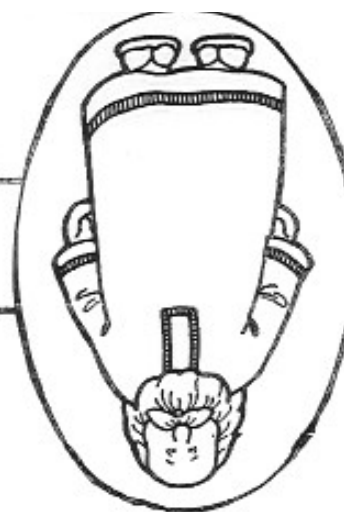
1. Templates for Jonah and Big Fish
2. Grey cardstock
3. White cardstock
4. Scissors, razor/exacto knife
5. Memory verse on labels
6. Gallon-sized Ziploc baggies



Prepare ahead:

1. Copy Jonah on white cardstock (4 / page)
2. Cut out Jonah with strip (follow black outline; don't separate strip from Jonah)
3. Copy Big Fish on grey cardstock (2 / page)
4. Cut page in half (don't cut out Big Fish)
5. Cut the black lines in the "body" of the Big Fish with razor / exacto knife.

Children's activity:

1. Give each child one of each (Jonah & Big Fish, memory verse)
2. "Weave" strip so Jonah can be "eaten" and "thrown up"!
3. Put memory verse on back of Big Fish





Story of Zacchaeus

SCRIPTURE: Luke 19

MEMORY VERSE: For God so loved the world that He gave His one and only Son, that whoever believes in Him shall not perish but have eternal life. John 3:16

CHARACTERS: Zacchaeus, his family, a crowd and Jesus

CRAFT: Zacchaeus and the Tree

When Jesus began His ministry, great crowds of people would follow Him. They all wanted to hear what He taught and to see the miracles He would perform.

The Bible tells us of a time when Jesus was walking through the town of Jericho. As the crowd gathered around Jesus it was hard for the boys and girls to see Him. In the crowd that day was also a short man who wanted to see Jesus. He couldn't see over the heads of the taller people in the crowd so he ran ahead and climbed up in a tree.

This man's name was Zacchaeus. He was a tax collector for the area. The government would assign how much money they expected him to collect but then he would collect more and keep it. For this reason the people hated him!

On this day Zacchaeus sat up in the tree and waited for Jesus to pass under the tree. But when Jesus came to the tree He stopped right under the tree. He looked up and said, "Zacchaeus, you come down. I want to come to your house today!" Zacchaeus was surprised by this request from Jesus and very happy!

But the people in the crowd were angry. They couldn't believe Jesus was going to this sinner's house! How could He do this? Why would He do this? We know people look on the outside appearance, but Jesus was looking at Zacchaeus' heart.

Jesus called Zacchaeus by name and told him to hurry down from the tree. Jesus doesn't want us to wait but to follow him – now! Jesus shared a meal with Zacchaeus and his family. Zacchaeus asked forgiveness for his sins. And he said he would give back the extra money he had taken from the people. Jesus called Zacchaeus out of the crowd for all to see how much He loved him

Jesus knows you by name, too. When you know He is calling you, answer Him. Trust Him and He will save you from your sins!

Jesus loves us so much and he wants us to love him too!!

Zacchaeus Picture Craft

Used with:

Zacchaeus story

Supplies needed:


1. Copy paper
2. Paper fastener
3. Hand held hole puncher
4. Memory verse on labels
5. Gallon-sized and snack-sized Ziploc baggies

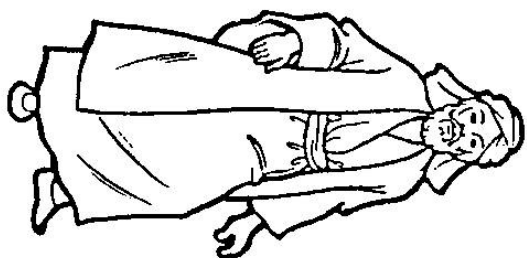
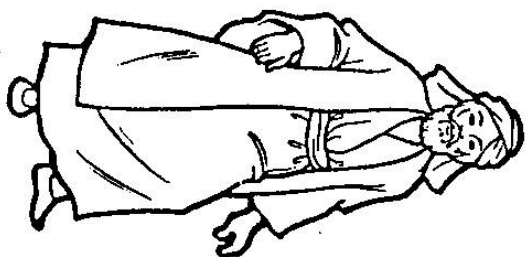
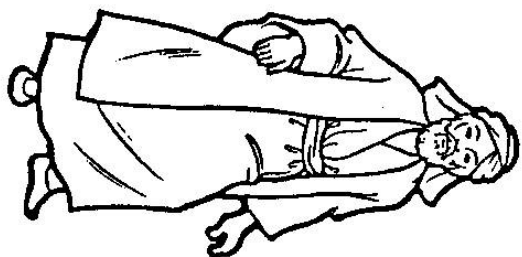
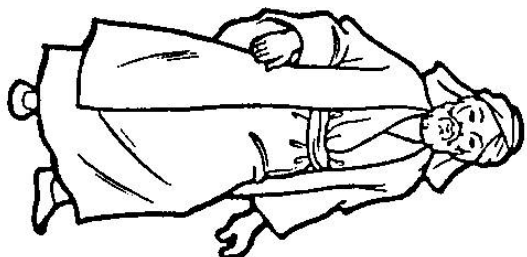
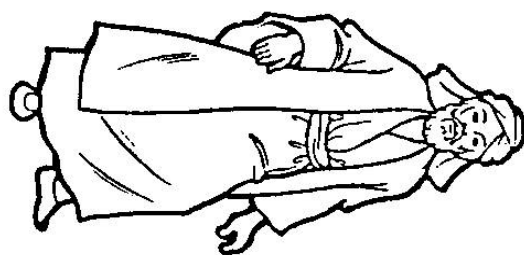
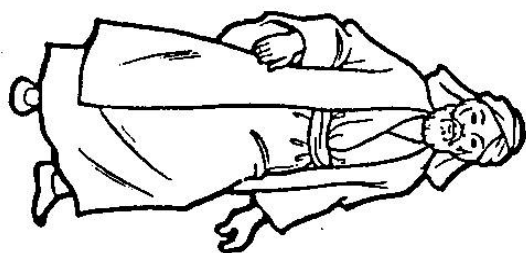
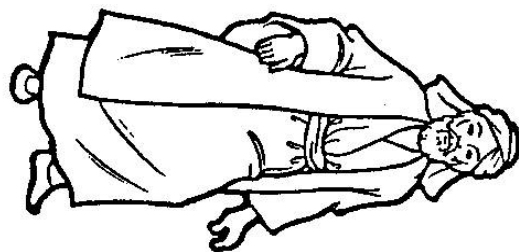
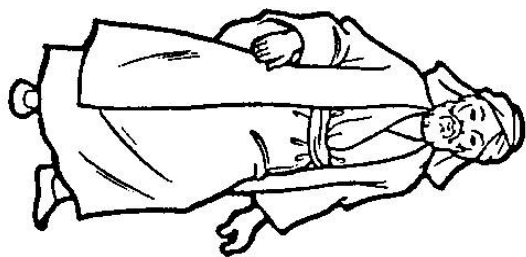
Prepare ahead:

1. Copy Zacchaeus picture
2. Copy Zacchaeus (9 per page) and cut out following black line
3. Punch holes in picture (per template) and in Zacchaeus
4. Put copies of Zacchaeus, fastener and memory verse into snack-sized baggies; put copies of picture in gallon-sized baggies (25 per bag makes for easy distribution)

Children's activity:

1. Give each child a picture and a baggie
2. Have child color picture
3. Have child put Zacchaeus in tree with fastener/brad and stick memory verse to picture





Team Creates the Craft

Jesus Walks on Water

SCRIPTURE: Matthew 14:22-33

MEMORY VERSE: Believe in the Lord Jesus and you will be saved, you and your household. Acts 16:31

CHARACTERS: Jesus, Peter and other disciples

Jesus is the Son of God, and He has all power. When He lived on earth he performed many miracles like healing the sick, raising the dead, and calming the storm. One day He even fed 5,000 people with just 5 loaves of bread and 2 small fish. After that amazing miracle Jesus sent the crowds away, and He asked His disciples to get into a boat and to go ahead of Him to the other side of the lake to wait for Him. Jesus went up into a mountain to pray by himself.

When evening came, the disciples were in the middle of the lake being tossed back and forth by the wind and the big waves. After midnight, Jesus went out to meet the disciples, walking on the lake. When the disciples saw Jesus coming toward them walking on top of the water, they were terrified. "It's a ghost!" they cried out in fear. But Jesus immediately said to them: "Take courage! It is I. Do not be afraid."

Then Peter answered Him and said, "Lord, if it is really you, let me come to you on the water." Jesus said, "Come," and Peter stepped out of the boat, and he walked on the water and came toward Jesus. But when Peter saw the wind, he was afraid, and he began to sink. Peter cried out, "Lord, save me!"

Immediately Jesus reached out His hand and caught Peter and said to him, "O you of little faith, why did you doubt?" And when they climbed into the boat, the wind died down. Then those who were in the boat were amazed and worshiped Jesus saying, "It's true! You are the Son of God!"

Yes, Jesus truly is the Son of God. He has all power to do miracles, even walk on water, and the best miracle of all is that He can forgive us our sins. The Bible says that we are all sinners (Romans 3:23) but Jesus died on the cross to forgive our sins. (Romans 5:8) Jesus wants to save us from our sins just like He saved Peter from drowning in the water, but we have to have faith in Jesus just like Peter did. Put your faith in Jesus as your Savior today. He will forgive your sins, give you eternal life in heaven, and help you everyday with all your problems, big or small. Trust in Jesus today!

Jesus loves you and He wants you to have faith in Him!

Peter Helps the Crippled Man

SCRIPTURE: Acts 3:1-11

MEMORY VERSE: For nothing is impossible with God. Luke 1:37

CHARACTERS: Peter, John, crippled man, helper to crippled man

CRAFT IDEA: I Love Jesus Necklace

One day Peter and John went to the temple church to pray. They went every day at three o'clock. As they came near the gate called "Beautiful," they saw a crippled man sitting there.

The man had been brought there every day by other people. This man could not walk. He had never walked in his whole life. He could not work or fish or find food. He sat there begging for food or money that people would toss him as they went to the temple church. Peter and John stopped close to him. The man asked Peter and John for money to buy food. Peter asked the man to look up at him.

Then Peter said, "I do not have money to give you, but I will give you what I have." Then Peter said an amazing thing. "In the name of Jesus Christ, stand up and walk." Peter took the man's hand and helped him stand up. Instantly the man's feet and legs became strong and he was able to walk. The crippled man was healed.

He jumped! He walked! He praised God for the miracle that had happened to him. The man followed Peter and John into the temple church. The people were surprised to see the man who had been sitting by the temple gate. He could walk like other people. God had healed him!

The Bible says, "Nothing is impossible with God." God can do amazing miracles in our lives too if we will trust Him. The most amazing miracle of all is that God sent His Son Jesus to die on the cross for our sins.

Trust Jesus to forgive your sins and give you eternal life.

Fruit of the Spirit

MEMORY VERSE: The fruit of the Spirit is love, joy, peace, longsuffering, kindness, goodness, faithfulness, gentleness, self-control. Against such there is no law. Galatians 5:22-23

SUPPLIES: Banana Tree sign, Apple Tree sign, Christian sign, 2 Kids

When Jesus saves us from our sin, we are free, but this does not mean we can sin or act however we want. Jesus alone saves us and changes us. When we receive Christ as our Savior we will want to please Him in all we do. We are to walk, talk, live and love like Jesus wants us to. This will take faith.

We know we will sin, but we are not to practice sin. When the Holy Spirit shows us we have done wrong, we must stop sinning. We are to obey God's laws. Faith in Jesus Christ will help us follow Him. We must follow God's law of love.

The Bible shows the Good News of Jesus' love and forgiveness. When we accept the free gift of God's love, then we will want to live for Him. When a tree has fruit on it, it is a joy to see. Jesus wants us to be like a tree bringing forth good fruit. In Galatians 5:22 there is a list of 9 fruits of the Spirit.

- 1 Love, joy and peace: These words make us think of God. Only God can help us keep these.
- 2 Patience, kindness, goodness: We need patience and kindness toward each other. Goodness is love in action.
- 3 Faithfulness: This word makes us true to God's promises and obedience to God.
- 4 Gentleness: This requires courage and contentment. We must follow God's will.
- 5 Self-Control: This is hard. Without God's help we will fail, but with God's help we can win.

In the Bible (Deuteronomy 13:4) it says, "It is the Lord your God you must follow, and Him you must revere (lift up, honor)." Keep God's commands and obey Him. Serve Him with all your heart.

If we do these things, the fruits of the Spirit will grow in our lives as a witness for others to see.

Fruit of the Spirit (dramatization)

Kid 1: Hey look! It's a banana tree!

Kid 2: How do you know it's a banana tree?

Kid 1: Because it has bananas on it. And look, there's an apple tree!

Kid 2: How do you know it's an apple tree?

Kid 1: Because it has apples on it. And look, there's a Christian!

Kid 2: How do you know she's/he's a Christian? Maybe she's/he's just saying that! How do you know she's/he's a true follower of Jesus Christ?

Kid 1: Because of the fruit growing in her life!

Banana trees have bananas. *(points to the banana tree sign)*

Apple trees have apples. *(points to the apple tree sign)*

A Christian has the fruit of the Spirit! *(read the Christian sign)*

Love, Joy, Peace, Patience, Kindness, Goodness, Faithfulness, Gentleness, and Self-Control.

You see, when you trust Jesus as your Savior, Jesus comes to live in your heart and life, and God's Holy Spirit starts to grow this fruit in your life so you will be more like Jesus. Jesus had all this fruit in His life, and so should we.

Kid 2: But how do I get this fruit?

Kid 1: Well, first of all, you have to trust Jesus as your personal Savior and commit your life to Him. Then you read your Bible and go to church and pray and ask God to grow this fruit in your life.

Kid 2: Awesome! Now how about a banana? *(Takes a banana and puts his arm around kid 1 and N*

The Story of Noah

Puppet Ministry: Bucket Head (in Puppet Ministry Materials)

SCRIPTURE: Genesis 6:14 – 9:17

MEMORY VERSE: My God shall supply all your needs according to His riches in glory by Christ Jesus. Philippians 4:19

CHARACTERS: Noah, wife, sons/wives, animals, weather person

CRAFT IDEA: COLOR PAGE-Noah

It had been a long time since God had made the world and everything in it. There were many people on the earth, but they did not love God or obey Him. God said, “I will destroy everything that I made.”

But there was one man who loved God. His name was Noah. God spoke to Noah and said, “I am going to destroy all the people on the earth. I will send rain for forty days and nights. All the earth will be covered with water. But Noah, because you love me and obey me, I will not destroy you and your family.”

Then God said to Noah, “I want you to build an ark. (An ark is a VERY large boat) You must build it like I tell you. Before it begins to rain, take your wife and your three sons and their wives into this boat. I also want you to take two of some kinds of birds and animals into the ark. Take seven pairs of animals and birds which men use most. You must also take plenty of food for all the people and the animals.

When the people saw Noah building a boat, they laughed at him. When the boat was ready, Noah, his family and the animals all got inside. God shut the door of the boat.

The rain began to fall. It rained and rained and rained!! For forty days and forty nights it rained. Water covered the grass, then the trees, then the highest mountains. Water covered the entire earth. All the people and animals that were not in the boat died. God took care of Noah and his family just as he had promised.

After the rain stopped Noah sent a dove out to see if the water had dried up enough to come out of the ark. When the dove returned with a green olive leaf in its beak, Noah new it was time to leave the ark. After leaving the ark, Noah built an alter (place to worship) and he thanked the Lord. God made a promise to Noah that never again would He destroy the earth with water. God made a rainbow in the sky as a sign of His promise.

God always keeps his promises!!

